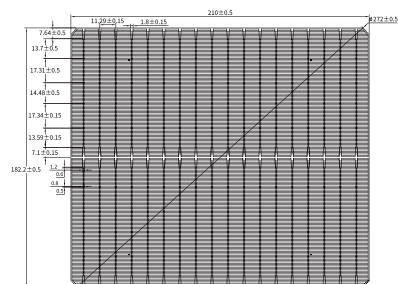



N-type TOPCon Solar cell


TC-NG12R18B



Front side



Rear side



High efficiency with high reliability



Excellent uniformity of cell performance and stability of process



Excellent power generation performance under low irradiation



Cell to Module with high matching rate



No photodegradation



Low hot spot effect



Bifacial benefits

Product Features

Product Model:	TC-NG12R18B
Dimension:	182.2mm×210mm±0.5mmφ272mm±0.5mm
Cell Thickness:	130mm±10%
Front side:	0.03±0.015mm wide bus bars, Silicon nitride, aluminum oxide
Back side:	0.03±0.015mm wide bus bars, Silicon nitride

Electric Performance

Eta	Pmpp(W)	Vmpp(V)	Ipp(A)	Uoc(V)	Isc(A)	FF(%)
26.0	9.94	0.6349	15.6567	0.7291	16.3413	83.43
25.9	9.90	0.6336	15.6313	0.7278	16.3232	83.34
25.8	9.86	0.6315	15.6161	0.7267	16.3101	83.21
25.7	9.82	0.6304	15.5842	0.7257	16.2851	83.13
25.6	9.79	0.6287	15.5722	0.7244	16.2791	83.02
25.5	9.75	0.6269	15.5531	0.7235	16.2631	82.86
25.4	9.71	0.6252	15.5314	0.7228	16.2569	82.66
25.3	9.67	0.6238	15.5072	0.7214	16.2484	82.51
25.2	9.63	0.6220	15.4865	0.7204	16.2335	82.37
25.1	9.59	0.6204	15.4623	0.7188	16.2268	82.26
25.0	9.56	0.6188	15.4495	0.7173	16.2192	82.20
24.9	9.52	0.6171	15.4284	0.7160	16.2015	82.07
24.8	9.48	0.6154	15.4051	0.7149	16.1894	81.91
24.7	9.44	0.6135	15.3885	0.7132	16.1824	81.82
24.6	9.40	0.6122	15.3617	0.7121	16.1716	81.66
24.5	9.37	0.6103	15.3533	0.7105	16.1625	81.55
24.4	9.33	0.6082	15.3404	0.7086	16.1587	81.47
24.3	9.29	0.6061	15.3282	0.7081	16.1334	81.35
24.2	9.25	0.6046	15.3015	0.7067	16.1231	81.22

- Under standard test condition: 1000W/ m², AM 1.5G, 25°C
- Illustration: 25.0%
- Specifications and data are provided for reference only

Temperature Coefficients

Current Temperature Coefficient	Tkcurrent: +0.045%/K
Voltage Temperature Coefficient	Tkvoltage: -0.25 %/K
Power Temperature Coefficient	Tkpower: -0.29%/K

