

N-TOPCon Technology

CHGMN66D2

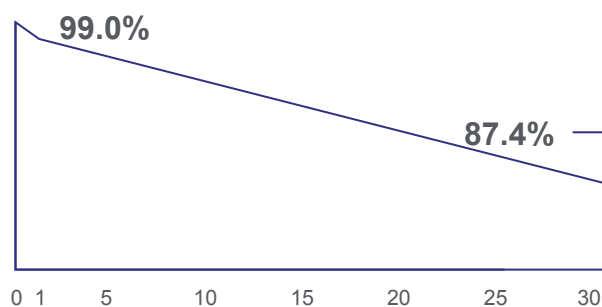
N-type Mono High Efficiency
Double Glass Bifacial PV Module

655W Maximum Power Output

24.25%
Maximum Module Efficiency

0~+5W
Positive power tolerance

CHGMN66D2 Linear performance warranty



Excellent Power Output

Adopting large-sized, highly efficient cell technology and leading manufacturing processes to effectively enhanced product power



Excellent Temperature Coefficient

The product has excellent temperature coefficient, outstanding outdoor power generation performance and longer lifespan



Ultra-multi-busbar Technology

Better light utilization and current collection capability, effectively improving product power output and reliability



No LeTID/LID

While achieving efficiency gains in N-type photovoltaic cells, virtually no LID loss



Excellent Irradiance Response

Superior weak-light power generation performance in environments such as early morning, evening, and cloudy conditions.



High Profitability

Effectively reducing the system's BOS costs, achieving lower cost of electricity, and increasing project return

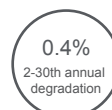


IEC61215(2016), IEC61730(2016)

ISO14001: 2015 Environment Management System

ISO9001: 2015: Quality Management System

ISO45001: 2018: Occupational health and safety management systems



Electrical Properties | STC*

Peak Power (Pmax/W)	630	635	640	645	650	655
MPP Voltage (Vmp/V)	41.34	41.48	41.61	41.75	41.88	42.01
MPP Current (Imp/A)	15.24	15.31	15.38	15.45	15.52	15.59
Open Circuit Voltage (Voc/V)	49.64	49.84	50.04	50.24	50.44	50.64
Short Circuit Current (Isc/A)	16.14	16.21	16.28	16.35	16.42	16.49
Module Efficiency (%)	23.32	23.51	23.69	23.88	24.06	24.25

*STC (Standard Test Conditions): Irradiance 1000 W/m², cell Temperature 25°C, AM 1.5

Mechanical Properties

Cell Type	n-type half cell
Number of Cells	132pcs(2*66)
Module Dimension	2382mm*1134mm*30mm
Weight	32.8kg
Front / Rear Glass	2.0mm/2.0mm
Frame	Anodized Aluminum Alloy
Junction Box	IP68
Output cables	TUV 1x4.0mm², +300mm/-200mm or Customized Length

Temperature Coefficient

Temperature coefficients of Pmax	-0.29% / °C
Temperature coefficients of Voc	-0.25% / °C
Temperature coefficients of Isc	+0.045% / °C
Nominal Module Operating Temperature	42±2 °C

Operating Properties

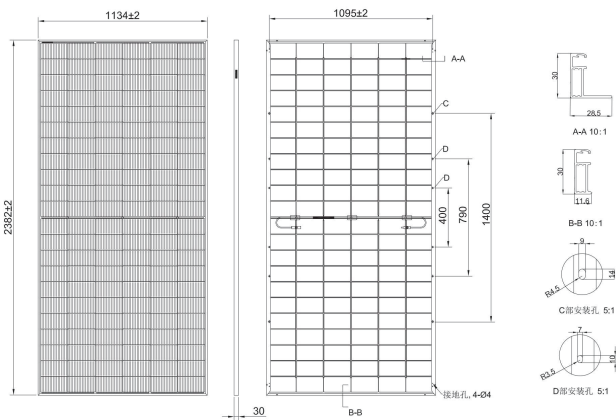
Operating Temperature (°C)	-40°C~+85°C
Maximum System Voltage (V)	1500V DC (IEC)
Maximum Series Fuse Rating (A)	35A
Power Tolerance	0~+5W
Bifaciality	80%±5%
Static load	Snow load 5400Pa, Wind load 2400Pa
Packaging Configuration	36pcs/pallet, 720pcs/13m flatcar 36pcs/pallet, 864pcs/17.5m flatcar

Electrical Properties | BNPI*

Peak Power (Pmax/W)	698	704	709	715	720	726
MPP Voltage (Vmp/V)	41.35	41.49	41.61	41.76	41.89	42.02
MPP Current (Imp/A)	16.88	16.97	17.04	17.12	17.19	17.28
Open Circuit Voltage (Voc/V)	49.66	49.86	50.06	50.26	50.46	50.66
Short Circuit Current (Isc/A)	17.88	17.96	18.04	18.12	18.13	18.16

*NMOT (Nominal Module Operating Temperature Conditions): front 800W/m², ambient temperature 20°C, wind speed 1m/s. The test conditions take the front side as an example.

Engineering Drawings (unit:mm)



For specific dimensions and tolerance ranges, please refer to the corresponding component drawings.

Characteristic Curves: CHGMN66D2

